

#### Aim/context

To develop the children's awareness of different coin values. The children will have to choose 2 cards to flip over and see if they can match the amounts.

#### Age group 5/6 years

The game will ask the children to match the coin value to the written value for that coin, ranging from 1p to £2.

#### Objectives

To be able to sort coins, including £1 and £2 coins, and begin to understand the similarities and differences between them.

#### Teacher tips

Previous knowledge needed

- To have experienced money in a play situation (e.g. a shop role play).
- To have been introduced to the values of money present in the game (from 1p-£2)
- Introduce the children to the corresponding coins and values (e.g. 20p coin with the text 20p)

#### Resources

Various coins including £1 and £2.

**Activity Sheet 3a** Snap cards (coins).

**Activity Sheet 3b** Snap cards (values).

**Activity Sheet 4a and b** Bingo cards.

#### Key questions/prompts

Show a coin and ask the children to describe it. What colour is it? What number can you see on it? How big is it? How many sides does it have? Does it look like any other coins they have seen? How much is it worth? Is it more/less than a different value? What does the 'p' stand for next to the value? How many 1 pennies could you swap a 5 pence piece for?

#### Group activity ideas

1. Laminate 2 sets of small cards (**Activity sheets 3a and 3b**) with value up to £2 (1 set with coin pictures and the other set with coin values) and then the children can play snap in pairs-matching a coin picture to the right value in pence.
2. Make bingo boards (**Activity sheet 4a**) with coin values on the base, then make small cards with coin pictures on them (**Activity sheet 4b**), the children can then pick a picture card and earn a point if they have the matching value on their board.
3. Place cards around the classroom with coin pictures up to £2 on them, the children can use a tally chart to record how many times they see each coin, use coin values on the tally sheet to record when they see the coin pictures.
4. Make rubbings of different coin values, and find the total value of the coins.

#### Cross curricular links

##### PSHE:

Realise that money comes from different sources and can be used for different purposes

##### Spoken language:

Listen and respond appropriately to adults and their peers; participate in discussions









##### Financial Education:

I know the value of the coins I use

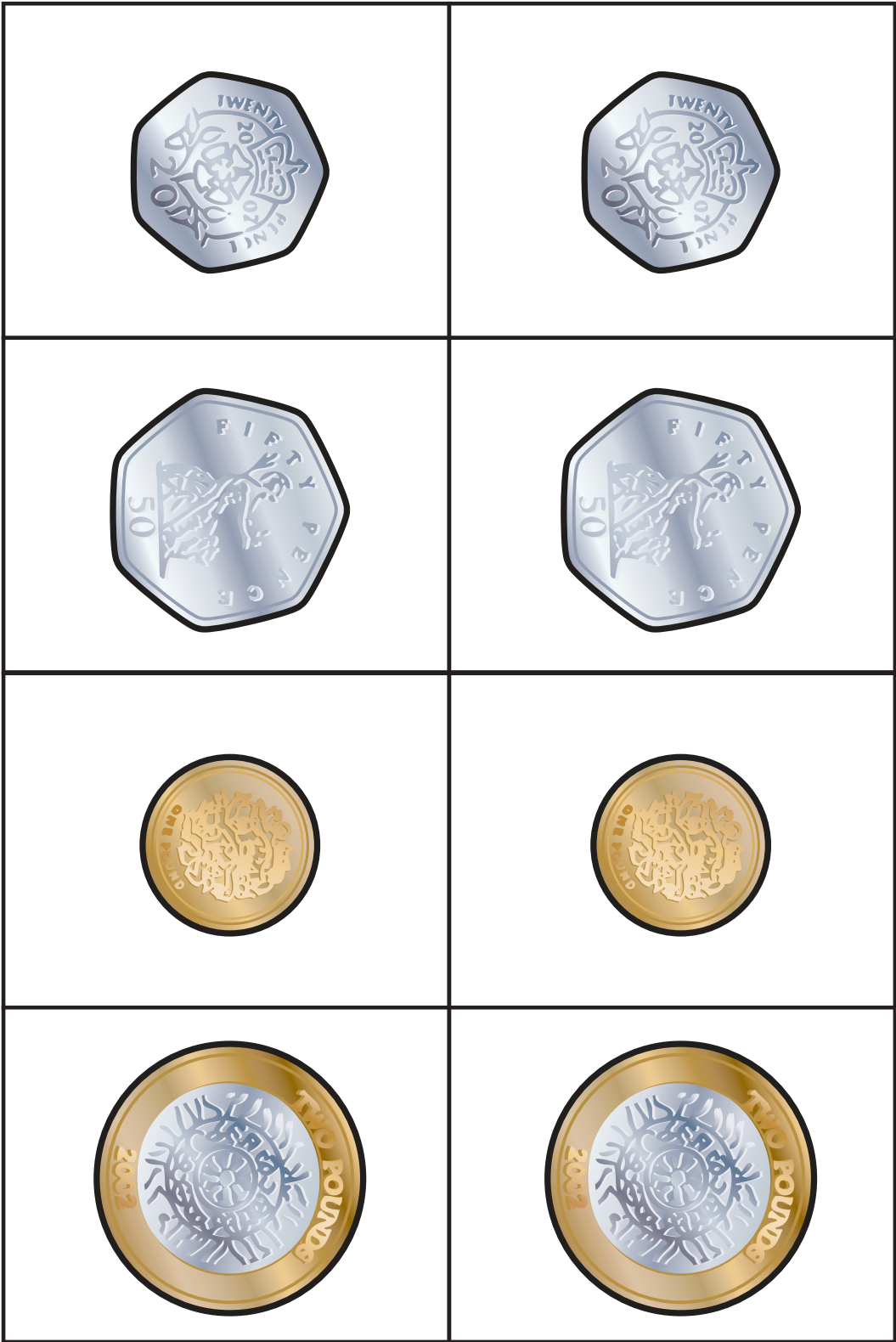
I know I have choices about how to spend my money (points in the game)

Ref: [www.pfeg.org/PlanningFrameworks](http://www.pfeg.org/PlanningFrameworks)

Cut out these cards and try to find the pairs!

Cut out these cards and try to find the pairs!



Cut out these cards and try to find the pairs!

1p	1p
2p	2p
5p	5p
10p	10p

Cut out these cards and try to find the pairs!







20p	20p
50p	50p
£1	£1
£2	£2







Match the coins to the values on your bingo card.  
The first person to match them all wins!

1p	2p	5p
10p	20p	50p

1p	2p	5p
10p	20p	£2

Match the coins to the values on your bingo card.  
The first person to match them all wins!

Match the coins to the values on your bingo card.  
The first person to match them all wins!

1p	2p	10p
50p	£1	£2

2p	5p	10p
50p	£1	£2



Match the coins to the values on your bingo card.  
The first person to match them all wins!

1p	10p	20p
50p	£1	£2

2p	5p	10p
20p	£1	£2

Match the coins to the values on your bingo card.  
The first person to match them all wins!

